

## Product family

# LEWO76 3PH SYSTEM

Linear profile systems with 3ph. track adapter, made of extruded aluminum profile, available with mounting profile LEWO76, 2 covers to choose from as well as special designs with lens and reflector technology / STRING pendant light or spots, technically highly efficient LED technology with branded circuit boards, available in the light colors 3000K / 4000K, including integrated converter, optionally dimmable via DALI or Push-DIM (1-10V on request)



## ADVANTAGES

- including integrated converter
- optionally dimmable via DALI or SwitchDIM (1-10V on request)
- 2700K, 6500K and Tunable White 2200-5000K on demand


## CHARACTERISTIC

- 3ph. adapter with mounting profile LEWO76
- made of extruded aluminum profile
- Housing-colored anodized aluminum, matt black (RAL9005), aluminum anodized) or white matt (RAL9016)
- 2 standard covers and special solutions with lens or reflector technology, LEWO SPOT and suspension lamp STRING available in black and white
- Protection IP20
- LED branded boards or branded strips
- max. profile length 6000mm continuous
- Profile including LED board
- including integrated converter



## Product overview:

### Installation:



ceiling

### Covers:



cover polycarbonate  
opal / flat



cover polycarbonate  
opal / high




### Housing colors:



RAL9005 black matt



anodized aluminum



RAL9016 white matt


### Light color:



2700K super warm white



3000K warm white



4000K neutral white

### Standard- Lengths:

**570mm**

**850mm**

**1130mm**

**1410mm**

**1690mm**

**1970mm**

## LED:

LOW

HIGH

## Control:

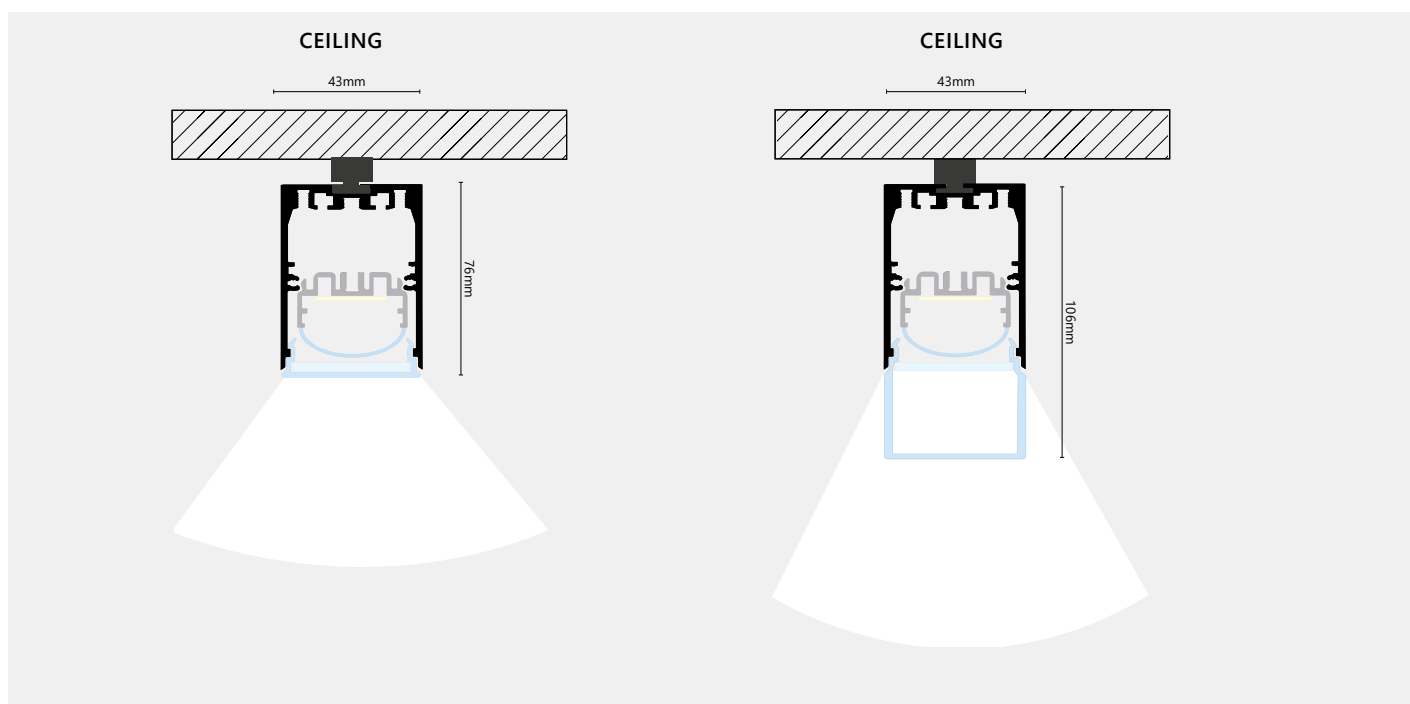


switchable (Standard)



DALI/ PushDIM dimmable

## Drawing:



## Technical information:


technical description	Standard profile length					
	570mm	850mm	1130mm	1410mm	1690mm	1970mm
<b>module power total LOW</b>	10,1W	15,1W	20,2W	25,2W	30,3W	35,3W
<b>netlumen LOW (opal/ flat)</b>	742lm (WW) 770lm (NW)	1113lm (WW) 1155lm (NW)	1484lm (WW) 1540lm (NW)	1855lm (WW) 1925lm (NW)	2226lm (WW) 2310lm (NW)	2597lm (WW) 2695lm (NW)
<b>netlumen LOW (opal/ U-Form)</b>	756lm (WW) 785lm (NW)	1134lm (WW) 1177lm (NW)	1512lm (WW) 1569lm (NW)	1889lm (WW) 1961lm (NW)	2267lm (WW) 2353lm (NW)	2645lm (WW) 2745lm (NW)
<b>module power total HIGH</b>	15,3W	22,9W	30,5W	38,1W	45,8W	53,4W
<b>netlumen HIGH (opal/ flat)</b>	1060lm (WW) 1100lm (NW)	1590lm (WW) 1650lm (NW)	2120lm (WW) 2200lm (NW)	2650lm (WW) 2750lm (NW)	3180lm (WW) 3300lm (NW)	3710lm (WW) 3850lm (NW)
<b>netlumen HIGH (opal/ U-Form)</b>	1080lm (WW) 1121lm (NW)	1620lm (WW) 1681lm (NW)	2160lm (WW) 2241lm (NW)	2699lm (WW) 2801lm (NW)	3239lm (WW) 3361lm (NW)	3778lm (WW) 3921lm (NW)
<b>PRI/ SEC</b>	100 ~ 240V AC/ 24V DC					
<b>CRI</b>	90Ra					
<b>Protection</b>	IP20					
<b>Life expectancy</b>	50.000h					

## Article overview:

item number	1 installation	2 cover	3 kelvin	4 LED	5 color	6 control
LS-76-1-570-2-3-4-5-6	» C « ceiling	» O « opal / flat » U « opal / high	» 3000 « » 4000 «	» LO « LOW » HI « HIGH	B = ● S = ● W = ○	» D « DALI, PushDim
LS-76-1-850-2-3-4-5-6						
LS-76-1-1130-2-3-4-5-6						
LS-76-1-1410-2-3-4-5-6						
LS-76-1-1690-2-3-4-5-6						
LS-76-1-1970-2-3-4-5-6						

## Special solutions:

Special designs do not have a fixed article number and are always produced at the customer's request. Please specify separately.



### LENS TECHNOLOGY

4x LED Set á 50mm  
4x LED Set á 100mm  
8x LED Set á 50mm


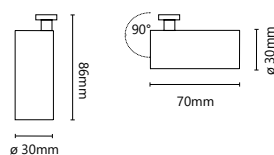


### REFLECTOR TECHNOLOGY

4x LED Set á 50mm  
4x LED Set á 100mm  
8x LED Set á 50mm



### LEWO SPOT



### STRING LED

