


## Family data sheet

# WALL-100

Wall lamp made of aluminum, housing available in 5 colors, equipped with highly efficient LED boards 2x 3W, CRI> 90Ra, direct / indirect light distribution, light emission angle individually adjustable, suitable for indoor and outdoor use (IP20 and IP65), including fastening material, no separate converter required (230V DC)



### ADVANTAGE

- direct / indirect distribution
- 230V DC - no separate converter required
- light emission individually adjustable
- suitable for indoor and outdoor use (IP20 / IP65)

### CHARACTERISTIC

- housing colors selectable black, black / gold, silver, white or white / gold
- degree of protection IP20 and IP65



## Product overview:

### Light emission:



direct



direct/ indirect

### Housing color:



black



black/ gold



silver




white



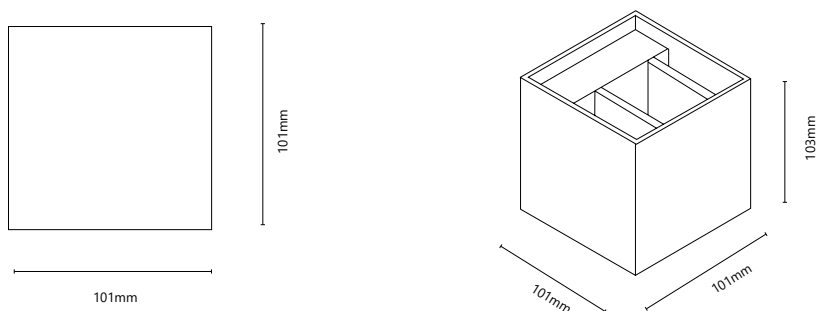
white/ gold

### Light color:



3000K warm white

## Drawings:



## Technical information

|                         |                      |
|-------------------------|----------------------|
| <b>LED:</b>             | CREE XPG2 3000K      |
| <b>Total watt:</b>      | 2x 3W                |
| <b>Net lumen:</b>       | 2x 180lm             |
| <b>Kelvin (CCT):</b>    | 3000K                |
| <b>Angle:</b>           | 87°                  |
| <b>CRI:</b>             | >90Ra                |
| <b>Beam Angle:</b>      | direct/indirect      |
| <b>Life expectancy:</b> | 50.000h              |
| <b>Voltage:</b>         | 100~230V AC/ 230V DC |

| article number | type     | color | assembly                  |
|----------------|----------|-------|---------------------------|
| LW-W-100-B-IP  | WALL-100 | ●     | LED 2x 3W, 2x 180lm 3000K |
| LW-W-100-G-IP  |          | ●     |                           |
| LW-W-100-S-IP  |          | ●     |                           |
| LW-W-100-W-IP  |          | ○     |                           |
| LW-W-100-WG-IP |          | ●     |                           |